



### District Report Card: 2017


<b>State:</b> Rajasthan	<b>District:</b> Nagaur
<b>Class:</b> 3	<b>Subject:</b> Language
<b>Schools:</b> 61	<b>Students:</b> 1099


### Participation/Coverage


#### Students

 GENDER	Boys		Girls	
	Number	%	Number	%
	485	44.13	614	55.87

 AREA	Rural		Urban	
	Number	%	Number	%
	1099	100.00	0	0.00

 CATEGORY	SC		ST		OBC		GEN	
	Number	%	Number	%	Number	%	Number	%
	504	45.86	0	0.00	498	45.31	97	8.83

 CWSN	LD	VI	HI	S&LD	ID	Oth
	2	4	0	1	3	18

 Management	Government		Government-aided	
	Number	%	Number	%
	1099	100.00	0	0.00

### Average Performance of Students in Language (%)

Overall	Gender		Area		Management		Social Group			
	Male	Female	Rural	Urban	Govt.	Aided	SC	ST	OBC	GEN
83.11	82.09	83.92	83.11	0.00	83.11	0.00	82.78	0.00	83.47	83.02

## Performance on Learning Outcomes (LOs)

Learning Outcomes	Description	Average Performance(%)
L304	Reads small texts with comprehension i.e., identifies main ideas, details, sequence and draws conclusions	83.21
L312	Reads printed scripts on the classroom walls: poems, posters, charts etc.	82.91

Range of Performance of Students who Answered Correctly							
Below 30%		30% - 50%		50% - 75%		Above 75%	
Number	%	Number	%	Number	%	Number	%
5	0.45	47	4.28	237	21.57	810	73.70

## Lowest Performing Learning Outcomes (LOs)

1 - Reads printed scripts on the classroom walls: poems, posters, charts etc. (82.91)

2 - Reads small texts with comprehension i.e., identifies main ideas, details, sequence and draws conclusions (83.21)